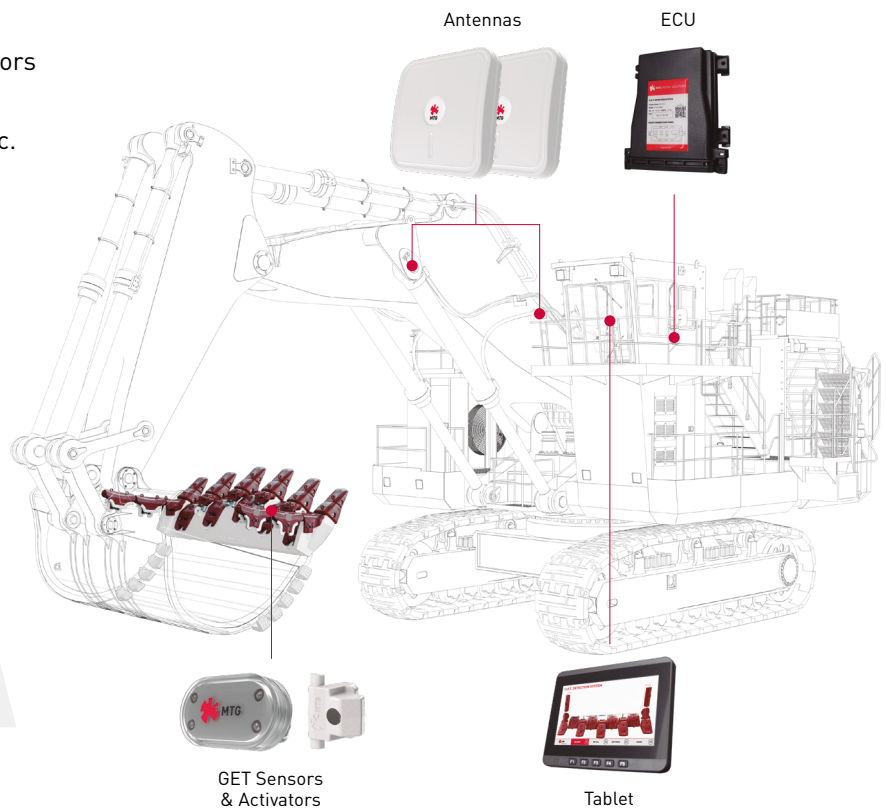




REAL-TIME GET MONITORING AND IMMEDIATE ALARMIN CASE OF A DETACHMENT

- Real-time GET monitoring for excavators of 250 to 1.000 tons.
- Immediate detection in less than 3 sec.
- Visual & acoustic alarm.
- Immediate actions: Machine can stop to avoid any further GET damage.
- Avoids GET in the crusher and dangerous crusher repairs.
- Quick location of lost GET part.
- Ease of use due to automatic sensor activation and auto-pairing.
- No direct line of view required.



Watch our Video
GET DETECTION

Benefits and Features

SAFETY FIRST

Avoiding dangerous crusher incidents and risky repair works is our goal to provide you with an extra level of safety.

SUSTAINABLE SOLUTION

Electronic waste heavily reduced due to sensor location in the noses and the **easy possibility to be recycled**.

MACHINE AVAILABILITY

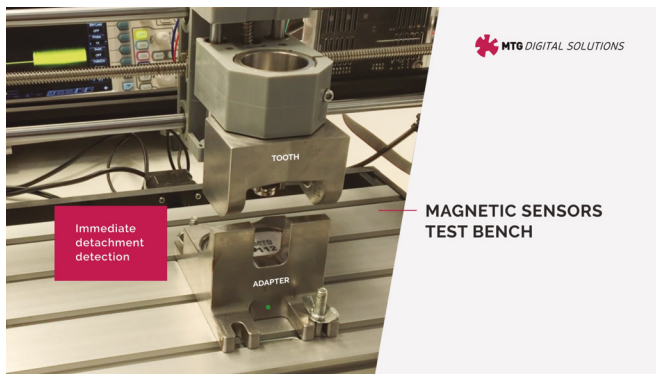
The **immediate detection** of GET detachment in **less than 3 seconds** allows direct actions, quick GET location and fast returns to production.

MAXIMUM RELIABILITY

Extensive testing has demonstrated a very high level of reliability. The system **detects any GET detachments without false alarms**.

Maximum Reliability

Detachment alerts in < 3 sec. without false alarms



LABORATORY TESTS

Sensors have been validated on a test bench with the result: 100% immediate detection and 0% false alarms after +50,000 working cycles.




FIELD TESTS

Extensive field tests among others in an iron-ore mine confirmed the system's reliability. Even in the toughest mining applications the system detected detachments in less than 3 seconds without false alarms.

Ease of Use

No user intervention required



SENSOR ACTIVATION

The sensor in the noses will automatically activate itself when the counterpart with the activators (intermediate adapter / tooth) has been assembled.



SENSOR AUTO-PAIRING

Once new GET equipped with sensors has been installed, the system automatically detects and adds them to the lip configuration displayed in the tablet.

Full Bucket Monitoring

Cast lip and plate lip solutions



With *TERRA*, *TWINMET* and *PROMET*, entire cast lip solutions (sizes 1, 5 and 7) can be equipped with GET DETECTION to achieve a full bucket monitoring for mining excavators of 250 – 1.000 t.

The smaller *TWINMET* sizes 1 and 3 as well as the bigger *VEEMET* sizes ≥ 190 offer a tooth monitoring for smaller mining and quarrying excavators of >90 t and loaders of >80 t.